




Lumenite® Light Sleeve



A guaranteed evacuation system that does not rely on mains power or batteries, works every time and requires no testing or maintenance.

Install Lumenite® Light Sleeves in all egress routes, cover all fluorescent tubes illuminating stairwells, fire escapes, hallways, exits, elevators and car parks.

Use 10 to 20% in all working areas so during a power failure nobody is left in the dark or subjected to the dangers inherent in an unlit evacuation.

BENEFITS

- Low initial cost
- No ongoing costs
- No maintenance
- No mains power source needed
- No wiring needed
- Quick and easy installation
- No tools needed
- No alterations to your existing fittings
- Quick and easy to install
- Automatic and instant activation
- 100% reliable
- Increased safety
- Increased security
- Reduced power bills
- No batteries needed
- Areas kept illuminated under all conditions
- Qualifies as a glass containment device
- Provides tube breakage protection
- Environmentally friendly
- Non toxic

“The greatest source of free light since sunshine”

THE LUMENITE® LIGHT SLEEVE

A technological breakthrough incorporating a safe, natural and rare earth mineral called Lumenite® stores light for release when it's dark.

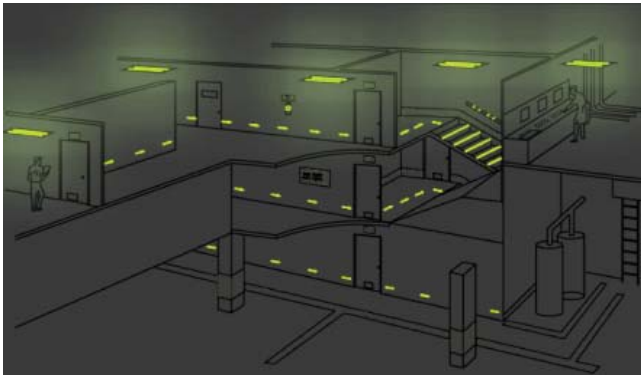
Here's how it works.

The Lumenite® Light Sleeve is a high performance photoluminescent (HPPL) lighting product, manufactured to our proprietary formulation and processes, using Lumenite®, a completely safe, non-radioactive metal oxide mineral occurring naturally.

It absorbs energy from any light source (with UV content), then, when there's a blackout, brown out, power failure or smoke filled environment, it automatically emits light that remains visible all night. All Lumenite® Light Sleeves will continue to perform for a least 10 years.


Immediate Illumination.

The Lumenite® Light Sleeve's translucent, tubular design slips easily over your existing fluorescent lamps. Held in place with end caps provided, it then "soaks up" energy from your powered lamp. When the lights go off, whatever the reason, the Lumenite® Light Sleeve "kicks in" to give off immediate illumination. The Lumenite® Light Sleeve provides good illumination in a smoke filled environment.



Illustrative example of a non electric 100% reliable high performance Lumenite® light sleeve installed in a building.

Lumenite® Light Sleeves are easy to install...



Switch off the electricity supply and prepare the Lumenite® light sleeve

Remove the fluorescent tube from the fitting and insert it into the Lumenite® light sleeve

Fit the supplied end caps to both ends of the sleeve

Replace the tube in the fitting and you're done in minutes

Lumenite® Light Sleeves cover this range of fluorescent tubes:

T-8 (1" dia)	300mm	600mm	1200mm	1500mm	1800mm
	(1ft)	(2ft)	(4ft)	(5ft)	(6ft)
T-12 (1.5" dia)	300mm	600mm	1200mm	1500mm	1800mm
	(1ft)	(2ft)	(4ft)	(5ft)	(6ft)

For Further information, contact:

Green Echo Pty Ltd

Address:

PO Box 243,

Somerton,

Vic 3062

Mobile: 0430 377 411

Email: info@greenecho.com.au